

### DYNAMIS

#### LITHIUM-LINE

**LI-210 /S (ER14250HP, Size ½ AA)**  
 Lithium Thionyl Chloride Cell - High Rate Discharge Type (Spiral)



#### Electrical characteristics

(Typical values for cells stored for one year or less at +25°C max.)

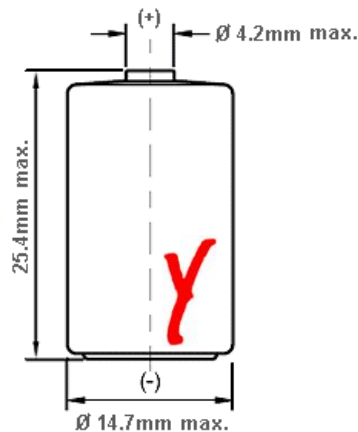
Order No. 60.08324

Nominal voltage	3.6 V
Nominal capacity at 4 mA with 2.0 V cut off voltage (25 °C). The capacity restored by the cell varies according to current drain, temperature and cut-off voltage).	750 mAh
Max. recommended continuous current	100 mA
Pulse capability Typically up to 350 mA / 0.1 second pulses, drained every 2 min. (25°C) from undischarged cells with 10 µA base current, yield voltage readings above 3.0 V.  (The readings may vary according to the pulse characteristics, temperature, and the cell's previous history. Fitting cell with a capacitor is recommended in severe conditions applications.)	300 mA
Storage temperature (recommended for max. 60% rel. humidity, according other demands contact DYNAMIS)	30°C max.
Operating temperature range (Operation at temperature different from ambient may lead to reduced capacity and lower voltage plateau readings.)	-55°C ~ +80°C

#### Physical characteristics

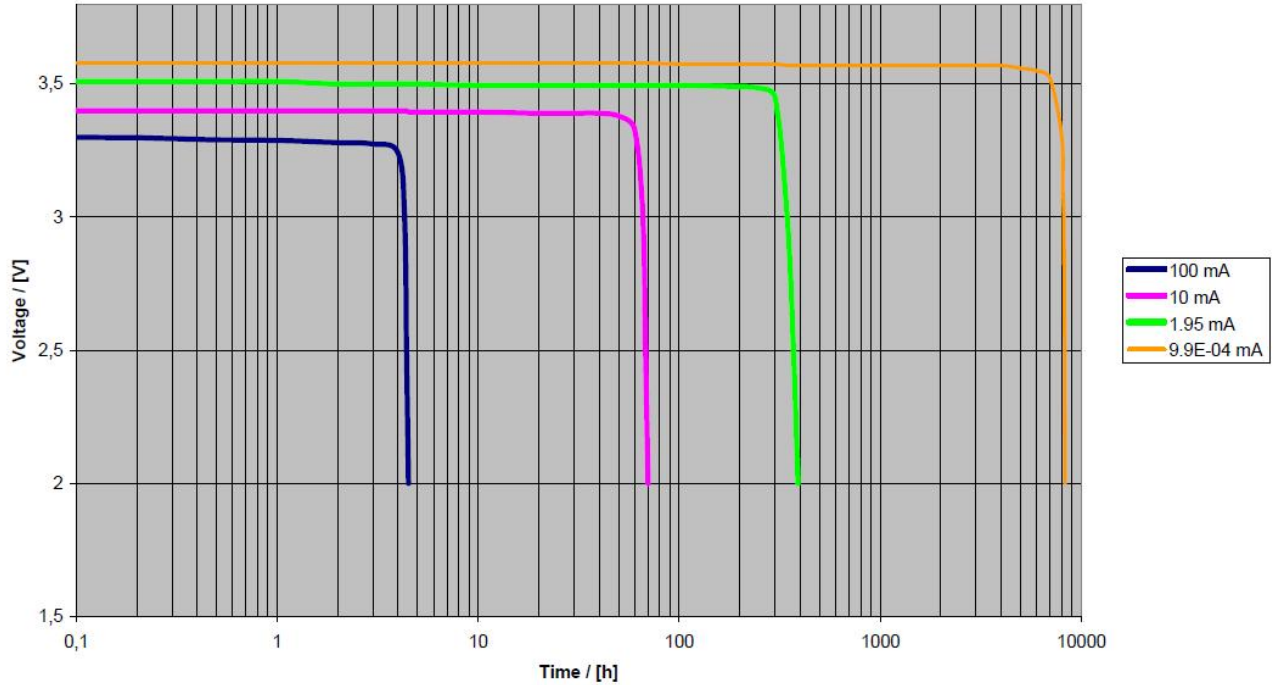
Height	25.4 mm
Diameter	14.7 mm
Weight ca.	10 g

#### Drawing:



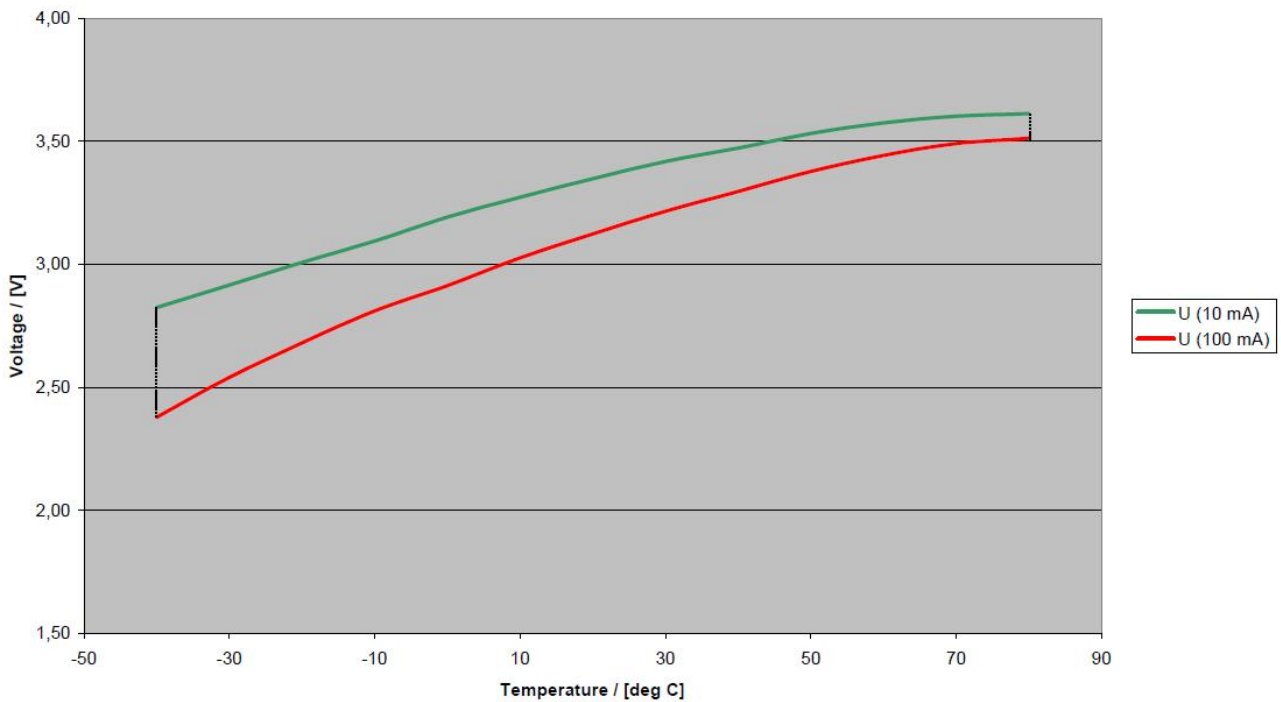
### Electrical Performance

Typical Discharges of LI-210 (ER14250HP)



Resistors used for current calculation: 1800  $\Omega$  (1.95 mA), 330  $\Omega$  (10 mA), 33  $\Omega$  (100 mA) and 36 k $\Omega$  for 0.99 mA.

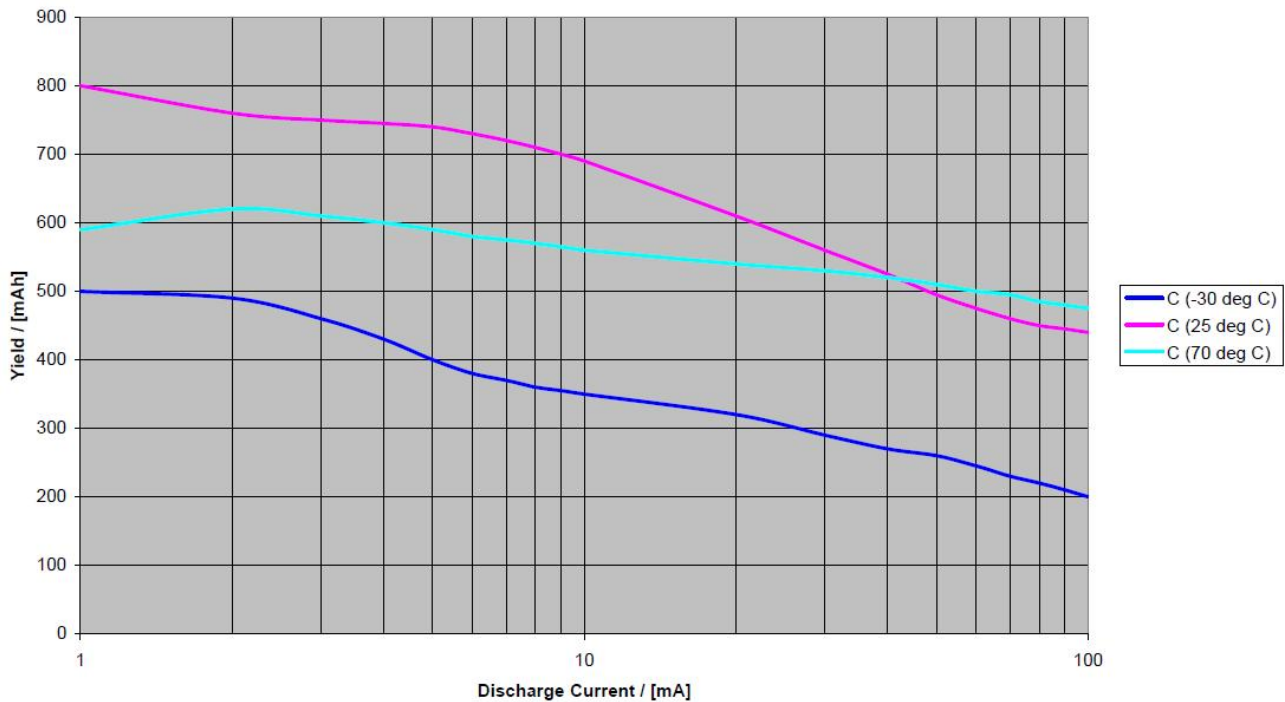
Voltage Levels at various Temperatures



# DYNAMIS

## Batterien

Yield of capacity (idealised)



### Key features

- n High and stable operating voltage
- n High minimum voltage during pulse application
- n Low self discharge rate (less than 2 % after 1 year of storage at +25°C)
- n Stainless steel container
- n Hermetic glass-to-metal sealing
- n Non-flammable electrolyte
- n UL certified

### Warning

- n Fire, explosion and severe burn hazard.
- n Do not recharge, crush, disassemble, heat over 100°C or incinerate.
- n Do not expose cell or contents to water
- n Do not discharge below 2.0V

### Terminal variations

Standard /S  
Solder tabs /T  
Axial Pins /P  
Polarized Tabs +(1)/-(2) /PT  
Polarized Tabs +(2)/-(1) /PTV  
Pins +(1)/-(1) /EPR

### Main applications

Utility metering  
Alarms and security devices  
Memory back-up  
Tracking systems  
Automotive electronics  
Professional electronics etc.

For other terminals please contact DYNAMIS.

All information (subject to change without notice) contained in this document is for reference only and should not be used as a basis for product guaranty or warranty. For applications other than those described here, please consult your nearest DYNAMIS Sales or Marketing Office or Distributors.